

GOLD-Emacs: US-Keypad (X-Window)

30-Nov-10

F1 Find Tag SearchTags	F2 Next Tag Visit Tags	F3 Compare Windows Ediff Buffers	F4 Quick Calc Int-Dump Display	F5 Next Error Compile Buffer	F6 Comment Region Uncomment	F7 Split Line Join Line	F8 Exec Macro Save Macro				
Print Screen Prt Region Prt Buffer				Scroll Lock Context Compile Context Work				Pause Context Help Context Update			
Insert Insert/Overwrite %%-Toggle				Home Make Top of Window Cut Context				Prev Screen Scroll ↑ Top of Context			
Delete Del Char Cut Context				End Buffer Menu Mark&Copy Context				Next Screen Scroll ↓ End of Context			
Shift: Word ⇒ Cursor ← Start of Line				↑ Cursor ↑ Top of File				Shift: Word ⇐ Cursor → End of Line			
↓ Cursor ↓ End of File				7 Toggle ⇕ Toggle Truncation				8 Mark Mark Column			
4 Jump to Bookmark Set Bkmark				5 Copy Cut				6 ChnCase ⇒ Replace ⇓			
1 Word ⇒ Bookmark Menu				2 Paste Paste to other Buffer				3 MainWindow Hide Window			
0 Undo Insert/Overwrite				' Reset Directory Toggle Highlight				Enter Insert New Line Next Window			
Num Gold Command				/ Help Set Var				* I-Search ⇕ RE-Search ⇕			
- Del Line Und Line				+ Del Word Und Word				+ Del Word Und Word			

Ctrl-G Quit any active command
Ctrl-X Ctrl-C Emergency Exit for Emacs

Ctrl-Q Insert special ASCII-Keys
Ctrl-Z Suspend Emacs, resume with Unix **fg**

Esc-Space Delete all spaces & tabs around cursor, leaving one space
 Esc-Return Command stack on shell buffers (back to start of session)
 Esc-Up Scroll window so that current line is on Top of Window
 Esc-Down Scroll window so that current line is Bottom of Window
 Esc-Left Delete text from start of current line up to cursor position
 Esc-Right Delete text from current cursor position until end of line

Shift	X-Mark	X-Paste	X-Cut
	Select Font	Context Help	
Ctrl	Select Buffer	Text Properties	Major Mode

Gold- <i>n</i> (prefix-arg)	Repeat next key <i>n</i> times (<i>n</i> is any sequence of digits) (<i>n</i> may be signed with + or - also, <i>n</i> =0 repeats until termination).
Gold-A	– Abbreviation mode on/off (abbreviations are file type sensitive).
Gold-B	– Buffer Menue (select, save or kill buffers).
Gold-C	– Quick Calculator (use <code>calc</code> for a full buffer version).
Gold-D	– Document browsing of INTES documents (Online-ASCII-Manuals).
Gold-E	– Execute the keyboard macro which was defined between Gold-(and Gold-).
Gold-F	– Load a File to a new buffer (standard file load).
Gold-H	– Split window at horizontal midline.
Gold-I	– Insert an interactive specified file at cursor position.
Gold-J	– Insert an interactive specified buffer at cursor position.
Gold-K	– Kill a buffer (shows all buffer and asks interactively).
Gold-L	– Load file to this buffer (overwrites current buffer, works like Gold-K and Gold-F).
Gold-N	– Put current buffer to end of buffer list and switch to next file buffer.
Gold-O	– Overwrite current buffer with the Original file (reload).
Gold-P	– Write Paste-Buffer to a given file.
Gold-Q	– Quit Emacs (asks for non-saved changed buffers).
Gold-R	– Recover file (get autosave file).
Gold-S	– Save file current buffer into file.
Gold-T	– Remove all trailing blanks (and Fortran line-numbers), expand TABs.
Gold-V	– Split window at vertical midline.
Gold-W	– Write buffer to other file (name of buffer is updated).
Gold-X	– Split whole screen into <i>n</i> windows (<i>n</i> is prefix-argument, default 3).
Gold-Y	– Enlarge Window (make other windows smaller).
Gold-Z	– Shrink Window (make other windows bigger).
Gold-Tab	– Update indent of current context (e.g. indent fortran subprogram).
Gold-Return	– Switch to/from Shell (create a new shell at first call).
Gold-Space	– Speedbar (needs corresponding java installation)
Gold-@	– Byte-Compile a Lisp file from disk (e.g. <code>test.el</code> → <code>test.elc</code>)
Gold-#	– Evaluate Lisp source code in current buffer.
Gold-&	– (Re)Activate Application Keypad & Cursor Keys on VT100/200/300-Terminals.
Gold-*	– Load multiple files (not directories) matching an Emacs regular expression.
Gold-!	– Show Emacs-Point-Information (character-info and Emacs-column).
Gold-?	– Display column-ruler, current line, column number and (tty) page-number.
Gold-%	– Goto a given percentage-of-file position.
Gold=	– Goto a given line number.
Gold_	– Goto a given column position.
Gold->	Gold-< – Narrow displayed&adressable text to current region resp. rewidened to full buffer.
Gold-(Gold-) – Start/end of keyboard macro definition (execute it with Gold-E).
Gold-[Gold-] – Show matching open/close-bracket for current text level (cursor level).
Gold-\$	– Test whole buffer for paragraphs containing mismatched parantheses.
Gold-;	– Load the <code>.dir_title</code> file of current directory (template if new file).
Gold-.	– Jump to next (respectively last) mark position within mark-ring.
Gold-'' (or ' ^ ' ~ /)	Toggle minor-mode for entering 8bit-characters, e.g. Gold-" makes the "-key a prefix key such that "a inserts ä, "s inserts ß etc. (" " inserts ").
Help-?	– Describe GOLD-Emacs Help facilities.
Help-Help	– Show Gold-Keypad and special Cursor-Keys.
Help-Help-Help	– List all non-keypad Gold-Keys.
Help-A	– Apropos Function (list all functions matching a RegExp-search-string).
Help-B	– Show description of Bulk Data keyword.
Help-C	– Show a PERMAS Call string or Common block (out of T _E X.chlp files).
Help-D	– Show a DMS data object with its reference (out of T _E X.chlp files).
Help-E	– Show PERMAS Errors from GNATS-DataBase.
Help-F	– Describe a Function (full documentation).
Help-G	– Show PERMAS Group Formats (FMT-Group).
Help-K	– Describe the now following key sequence (full documentation).
Help-M	– Display an Unix manual entry within a special buffer (man → buffer).
Help-N	– List new GOLD-Emacs features.
Help-R	– Show a help for Regular Expressions.
Help-S	– Spell checking word at cursor position (interactive ispell-word).
Help-T	– Show T _E X-Meaning of current keyword and explain TeX-Commands.
Help-U	– Show syntax and page reference for UCI keyword.
Help-V	– Describe a Variable (full documentation).
Help-W	– Where is function (which keystroke invokes given function) ?
Help-Tab	– Show and edit active tabulator settings.
Help-\$	– Show syntax and page reference for PERMAS data input (\$keyword).
Help-&	– Describe all keybindings (global map & current buffers's local map).
Help-*	– Describe current buffers's major mode (e.g. special keybindings etc.).
Help-any-other-key	Describe the typed key sequence briefly (one line information).

Interactive callable after Gold-Gold (respectively original Esc-X)

<code>calc</code>	Call an extended UPN calculator in its own buffer (compare to Gold- C). For radix transformations type input in form <i>radix#number</i> (e.g. 16#4A) and set display radix with <code>calc-hex-radix</code> , <code>calc-decimal-radix</code> or with S-D
<code>compress-res*</code>	Cut off trailing blanks, PERMAS page breakings and compress dump outputs.
<code>delete-double-lines*</code>	Deletes all lines with identical predecessor (cursor-advance).
<code>delete-matching-lines</code>	Deletes all lines (cursor-advance) matching a given regular expression.
<code>info</code>	Call the emacs info service.
<code>integer-display*</code>	Display string-, hex-, octal- and binary representation of a decimal integer.
<code>insert-variable*</code>	Insert contents of a user variable at current cursor position.
<code>insert-variable-1*</code>	Like <code>insert-variable</code> but additionally increments variable by +1
<code>ispell-buffer</code>	Spell checking (american) of current buffer with interactive editing.
<code>ispell-region</code>	Spell checking (american) of active marked region with interactive editing.
<code>kbd-macro-query</code>	Query user during kbd macro execution.
<code>keep-lines</code>	Deletes all lines (cursor-advance) NOT matching a regular expression.
<code>menu-bar-mode</code>	Toggle display of a menu bar on top of frame.
<code>new-shell*</code>	Starts a new shell buffer (name incrementing <i>*shell*</i> , <i>*shell-1*</i> , <i>*shell-2*</i> ...)
<code>query-replace</code>	Simple string replace (does not use regular expressions).
<code>rename-buffer</code>	Rename current buffer (e.g. for multiple <i>*shell*</i> buffers).
<code>sort-columns</code>	Sort lines in region for a text rectangle selected by Mark and Point (reverse sorting for a prefix-argument Gold- n with n=-1).
<code>sort-field</code>	Sort lines in region for specified n th text field, where n is the prefix-argument from Gold- n (-n for reverse sorting).
<code>sort-lines</code>	Sort lines in region for alphabetical order taking whole lines (reverse sorting for a prefix-argument Gold- n with n=-1).
<code>sort-numeric-field</code>	Special sort-field function just for numeric fields.
<code>sort-regexp-field</code>	Sort line-parts in region that do match a regular expression for ascending text-part matching a second regular (sub)expression.
<code>tool-bar-mode</code>	Toggle display of a tool bar (icon bar) on top of frame.

*Only available with GOLD-Emacs (others are standard GNU-Emacs features)

Usefull User Variables

Set by Gold-Help or via (*setq name value*) **in the user's** `.emacs_gold` **file**

<code>auto-save-interval</code>	Number of keyboard characters between autosaves (=0 disables autosave).
<code>case-fold-search</code>	The (default) non-nil value tells search functions to ignore letter case.
<code>comment-start</code>	Comment string (single character) for [un]comment-region.
<code>comment-padding</code>	Extra comment string for [un]comment-region.
<code>default-document-type*</code>	Preference for PERMAS documentation (e.g. "intern" or "v80").
<code>fix-advance-caseflip*</code>	nil extends Caseflip function ChnCase→ to ChnCase↔
<code>fix-advance-copycut*</code>	nil makes unmarked COPY/CUT to take mode dependend EOL/SOL.
<code>fix-advance-tab*</code>	nil makes tabulator sensitive to ADVANCE/BACKUP mode (↔).
<code>fix-advance-word*</code>	nil extends WORD→ to ADVANCE/BACKUP sensitive WORD↔

fortran-auto-upcase*	nil allows lower case characters in non-comment context of fortran buffers.
fortran-continuation-char	ASCII-Code of character for automatic fortran continuation lines.
fortran-continuation-indent	Additional standard indent for continuation lines.
fortran-do-indent	Additional standard indent for FORTRAN DO-Loops.
fortran-if-indent	Additional standard indent for IF-THEN-ELSE blocks.
header-string*	User's document string to be inserted on subroutine headers.
indent-tabs-mode	Non-nil means that tabulator-functions may insert tab characters.
insert-variable-width*	Minimal field width (and pre-format) used on insert-variable command.
USER-0*... USER-9*	10 dummy variables intended to be used by user's local macro definitions.
tags-read-only*	Default t forces all INTES-tags functions to load their files read-only.
require-final-newline	Default t inserts missing newline at end of buffer before saving.
user-extern-name*	User's name used for extern sender/adresses in form H. Muster
user-fax-dir*	Default directory for fax command (usually ~/tex/fax/)
user-kbd-file*	Name of file to which save-kbd-macro saves keyboard macros.
user-two-letter-name*	User's name abbreviated by two (upper-case) characters.

*Only available with GOLD-Emacs (others are standard GNU-Emacs commands/variables)

Abbreviations typed in F7X mode (fortran mode):

Ab- brev.	Expanded string (invoked <i>function</i>)	Ab- brev.	Expanded string (invoked <i>function</i>)	Ab- brev.	Expanded string (invoked <i>function</i>)
;0	999 CONTINUE	;fa	.FALSE.	;px	PRINT
;n	n00 CONTINUE	;fh	<i>function-header</i>	;r	REAL
;c	CONTINUE	;fu	FUNCTION	;r*	<i>see ;ii;iiio;im;io;ip</i>
;ca	<i>insert-subroutine-call</i>	;g	GOTO	;re	READ
;cb	! <%> <i>common-block</i>	;i	INTEGER	;rw	REWIND
;ch	CHARACTER	;if	if-illegal-integer	;rx	READ (*,*)
;cl	CLOSE	;ii	INTEGER, INTENT(IN) ::	;s	STOP
;cm	COMMON	;iiio	INTEGER, INTENT(INOUT)::	;se	STOP<cr> END
;co	COMMON // LOT(1)	;im	INTEGER, INTENT(INOUT)::	;sh	<i>subroutine-header</i>
;cp	<i>copyright-block</i>	;io	INTEGER, INTENT(OUT) ::	;sn	<i>namesub-parameter</i>
;cx	CHARACTER*(*)	;ip	INTEGER, PARAMETER :: =	;st	STRUCTURE
;cx*	<i>see ;ii;iiio;im;io;ip</i>	;in	IMPLICIT NONE	;su	SUBROUTINE
;cn	CHARACTER*n	;it	INTEGER, INTENT(INOUT)::	;t	TYPE () ::
;cnp	CHARACTER*n, PARAMETER :: =	;iv	! --> <i>input-variable</i>	;t*	<i>see ;ii;iiio;im;io;ip</i>
;d	DOUBLE PRECISION	;l	LOGICAL	;td	<i>type-definition</i>
;d*	<i>see ;ii;iiio;im;io;ip</i>	;l*	<i>see ;ii;iiio;im;io;ip</i>	;tr	.TRUE.
;dc	DOUBLE COMPLEX	;lv	! >-< <i>local-variable</i>	;tv	! <-> <i>transient-variab</i>
;da	DATA	;mh	<i>module-header</i>	;u	USE
;di	DIMENSION	;n	NAMelist	;w	WRITE(*,*)
;dw	DO WHILE	;np	<i>namesub-parameter</i>	;wn	WRITE(*,*) NAMSUB
;e	ELSE	;ns	<i>namesub-parameter</i>	;wnx	WRITE(*,*) NAMSUB,'X'
;ed	ENDDO	;o	OPEN	;wx	WRITE(*,*) 'X=',X
;ei	ELSE IF	;ov	! <-- <i>output-variable</i>	;x	COMPLEX
;el	ELSEIF	;p	PRINT	;x*	<i>see ;ii;iiio;im;io;ip</i>
;en	ENDIF	;p2	<i>P2-header</i>	;z	DOUBLE COMPLEX
;eq	EQUIVALENCE	;p3	<i>P3-header</i>	;z*	<i>see ;ii;iiio;im;io;ip</i>
;ex	EXTERNAL	;pa	PARAMETER		
;f	FORMAT	;pr	<i>PR-header</i>		

GOLD-Emacs: Apollo-Keypad (X-Windows)

30-Nov-10

F0
Quick Calc
Int-Dump
Display

F1
Prt Region
Prt Buffer

F2
Next Error
Compile
Buffer

F3
Comment
Region
Uncomment

F4
Split Line
Combine
Lines

F5
Gold
Command

F6
Help
Set Var

F7
I-Search ↕
RE-Search ↕

F8
Del Line
Und Line

F9
Context
Help
Context
Update

Ins/Mark
Mark
Mark Column

LineDel
Del Line
Und Line

CharDel
Del Char
Cut Context

Cut/Copy
Copy
Cut

Undo/Paste
Paste
Paste to
other Buffer

Move/Grow
Insert/
Overwrite
%%-Toggle

←
Delete to
SOL

Shell/Cmd
Command

→|
Delete to
EOL

☐
Move to
SOL

↑
Cursor ↑
Top of File

☐
Move to
EOL

←
Cursor ←
Start of Line

Next
Next
Window

→
Cursor ⇒
End of Line

☐
Scroll ↑
Top of
Context

↓
Cursor ↓
End of File

☐
Scroll ↓
End of
Context

Again
Exec Macro
Save Macro

Read
Start/End
Macro Def.
Name Macro

Save/Edit
Ispell Word
Ispell
Complete

Abort/Exit
Translate
Change
Dictionary

Help/Hold
Double Line
Glue Cursor

7
Toggle ↕
Toggle
Truncation

8
Mark
Mark Column

9
Find Next ↕
Find All

+
Del Word
Und Word

4
Jump to
Bookmark
Set Bkmark

5
Copy
Cut

6
ChnCase ⇒
Replace ↓

–
Del Char
Und Char

1
Word ⇒
Bookmark
Menu

2
Paste
Paste to
other Buffer

3
MainWindow
Hide Window

Enter
Insert
New Line

Next
Window

0
Undo
Insert/Overwrite

•
Reset
Directory
Toggle
Highlight

Repeat
Find Next ↕
Find All

Pop
Buffer Menue
Mark&Copy
Context

Ctrl-G Quit any active command
Ctrl-X Ctrl-C Emergency Exit for Emacs

Ctrl-Q Insert ASCII-Keys
Ctrl-Z Suspend Emacs,
resume with Unix **fg**

Esc-Space Delete all spaces & tabs around cursor, leaving one space
Esc-Return Command stack on shell buffers (back to start of session)
Esc-Up Scroll window so that current line is on Top of Window
Esc-Down Scroll window so that current line is Bottom of Window
Shift-Left Back to last word
Shift-Right Forward to next word

X-Mark

Select Font

Select Buffer

X-Paste

Context
Help


Text
Properties

X-Cut

Major
Mode

Ctrl

Shift



Ctrl
Shift

GOLD-Emacs: Dec (Ultrix)

30-Nov-10

F6 Find Tag SearchTags	F7 Next Tag Visit Tags	F8 Compare Windows Ediff Buffers	F9 Quick Calc Int-Dump Display	F10 Prt Region Prt Buffer	F11 (Esc) Next Error Compile Buffer	F12 Comment Region Uncomment	F13 Split Line Combine Lines	F14 LFD & Ind Join Lin
------------------------------	------------------------------	--	--------------------------------------	---------------------------------	---	------------------------------------	------------------------------------	------------------------------

Help Context Help Context Update	Do (Menu) Execute Last Macro Save Macro
---	---

F17 Start/End Macro Def. Name Macro	F18 Ispell Word Ispell Complete	F19 Translate Change Dictionary	F20 Double Line Glue Cursor
---	---------------------------------------	---------------------------------------	-----------------------------------

Find I-Search ⇕ RE-Search ⇕	Insert Insert/Overwrite %%-Toggle	Remove Del Char Cut Context
Select Buffer Menue Mark&Copy Context	Prev Screen Scroll ↑ Top of Context	Next Screen Scroll ↓ End of Context
	↑ Cursor ↑ Top of File	
Shift: Word ⇒		Shift: Word ⇐
← Cursor ⇐ Start of Line	↓ Cursor ↓ End of File	→ Cursor ⇒ End of Line


PF1 Gold Command	PF2 Help Set Var	PF3 I-Search ⇕ RE-Search ⇕	PF4 Del Line Und Line
7 Toggle ⇕ Toggle Truncation	8 Mark Mark Column	9 Find Next ⇕ Find All	- Del Word Und Word
4 Jump to Bookmark Set Bkmark	5 Copy Cut	6 ChnCase ⇒ Replace ↓	' Del Char Und Char
1 Word ⇒ Bookmark Menu	2 Paste Paste to other Buffer	3 MainWindow Hide Window	Enter Insert New Line Next Window
0 Undo Insert/Overwrite		• Reset Directory Toggle Highlight	

(Esc on Compose-Character and on F5)

Ctrl-G Quit any active command
Ctrl-X Ctrl-C Emergency Exit for Emacs

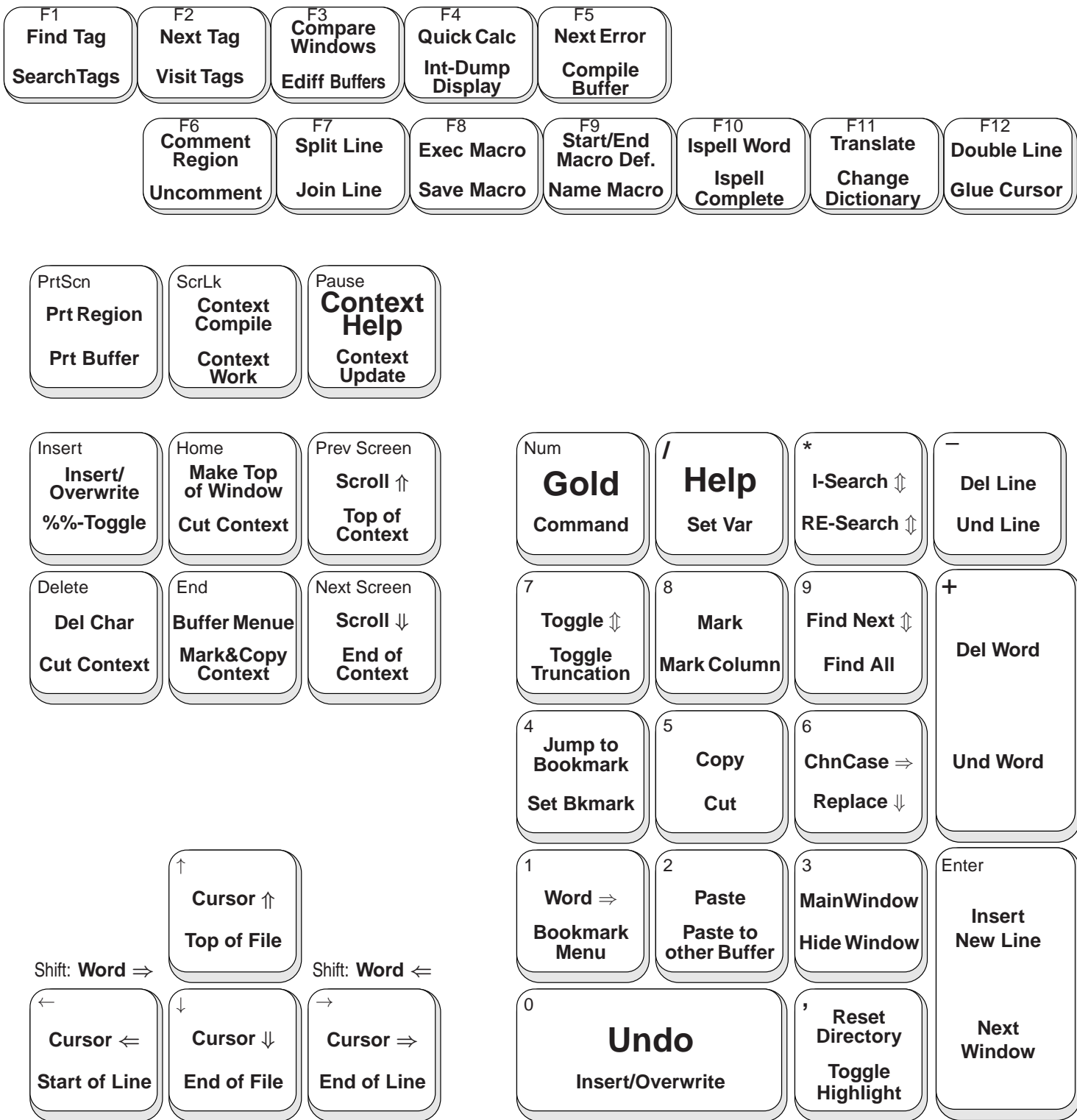
Ctrl-Q Insert special ASCII-Keys
Ctrl-Z Suspend Emacs, resume with Unix **fg**

Esc-Space Delete all spaces & tabs around cursor, leaving one space
Esc-Return Command stack on shell buffers (back to start of session)
Esc-Up Scroll window so that current line is on Top of Window
Esc-Down Scroll window so that current line is Bottom of Window
Esc-Left Delete text from start of current line up to cursor position
Esc-Right Delete text from current cursor position until end of line

	X-Mark	X-Paste	X-Cut
Shift	Select Font	Context Help	
Ctrl	Select Buffer	Text Properties	Major Mode
			

GOLD-Emacs: Ergo-Keyboard (MS-Natural)

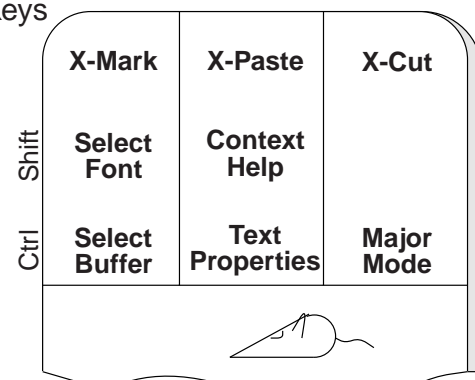
30-Nov-10



Ctrl-G Quit any active command
Ctrl-X Ctrl-C Emergency Exit for Emacs

Ctrl-Q Insert special ASCII-Keys
Ctrl-Z Suspend Emacs, resume with Unix **fg**

Esc-Space Delete all spaces & tabs around cursor, leaving one space
Esc-Return Command stack on shell buffers (back to start of session)
Esc-Up Scroll window so that current line is on Top of Window
Esc-Down Scroll window so that current line is Bottom of Window
Esc-Left Delete text from start of current line up to cursor position
Esc-Right Delete text from current cursor position until end of line



GOLD-Emacs: HP-9000-Keypad

30-Nov-10

F1 Find Tag SearchTags	F2 Next Tag Visit Tags	F3 Compare Windows Ediff Buffers	F4 Quick Calc Int-Dump Display	Menu Prt Region Prt Buffer	F5 Next Error Compile Buffer	F6 Comment Region Uncomment	F7 Split Line Combine Lines	F8 LFD & Indent Join Line
------------------------------	------------------------------	--	--------------------------------------	----------------------------------	------------------------------------	-----------------------------------	-----------------------------------	---------------------------------

Clear Line → Context Help Context Update	Clear Disp ↘ Exec Macro Save Macro	F9 Start/End Macro Def. Name Macro	F10 Ispell Word Ispell Complete	F11 Translate Change Dictionary	F12 Double Line Glue Cursor
---	--	--	---------------------------------------	---------------------------------------	-----------------------------------

Ins Line Und Line Double Line	Del Line Del Line Und Line	* Gold Command	/ Help Set Var	+ I-Search ⇅ RE-Search ⇅	- Del Line Und Line
-------------------------------------	----------------------------------	-----------------------------	-----------------------------	--------------------------------	---------------------------

Ins Char Insert/ Overwrite %%-Toggle	Del Char Del Char Cut Context	7 Toggle ⇅ Toggle Truncation	8 Mark Mark Column	9 Find Next ⇅ Find All	Enter Del Word Und Word
---	-------------------------------------	------------------------------------	--------------------------	------------------------------	-------------------------------


Home ↖ Make Top of Window MakeBottom	Prev Scroll ↑ Top of Context	4 Jump to Bookmark Set Bkmark	5 Copy Cut	6 ChnCase ⇒ Replace ↓	' Del Char Und Char
--	------------------------------------	-------------------------------------	------------------	-----------------------------	---------------------------

Select Buffer Menue Mark&Copy Context Shift: Word ⇒	↑ Cursor ↑ Top of File	Next Scroll ↓ End of Context Shift: Word ⇐	1 Word ⇒ Bookmark Menu	2 Paste Paste to other Buffer	3 MainWindow Hide Window	Tab Insert New Line
--	------------------------------	---	------------------------------	-------------------------------------	--------------------------------	------------------------

← Cursor ⇐ Start of Line	↓ Cursor ↓ End of File	→ Cursor ⇒ End of Line	0 Undo Insert/Overwrite	• Reset Directory Toggle Highlight	Next Window
--------------------------------	------------------------------	------------------------------	--------------------------------------	--	-------------

Ctrl-G Quit any active command **Ctrl-Q** Insert special ASCII-Keys
Ctrl-X Ctrl-C Emergency Exit for Emacs **Ctrl-Z** Suspend Emacs, resume with Unix **fg**

Esc-Space Delete all spaces & tabs around cursor, leaving one space
Esc-Return Command stack on shell buffers (back to start of session)
Esc-Up Scroll window so that current line is on Top of Window
Esc-Down Scroll window so that current line is Bottom of Window
Esc-Left Delete text from start of current line up to cursor position
Esc-Right Delete text from current cursor position until end of line

	X-Mark	X-Paste	X-Cut
Shift	Select Font	Context Help	
Ctrl	Select Buffer	Text Properties	Major Mode
			

GOLD-Emacs: IBM AIX-Keypad

30-Nov-10

F1 Find Tag SearchTags	F2 Next Tag Visit Tags	F3 Compare Windows Ediff Buffers	F4 Quick Calc Int-Dump Display	F5 Next Error Compile Buffer	F6 Comment Region Uncomment	F7 Split Line Join Line	F8 Exec Macro Save Macro				
Print Screen Prt Region Prt Buffer				Scroll Lock Context Compile Context Work				Pause Context Help Context Update			
				F9 Start/End Macro Def. Name Macro				F10 Ispell Word Ispell Complete			
				F11 Translate Change Dictionary				F12 Double Line Glue Cursor			
Insert Insert/Overwrite %%-Toggle			Home Make Top of Window Cut Context			Prev Screen Scroll ↑ Top of Context					
Delete Del Char Cut Context			End Buffer Menu Mark&Copy Context			Next Screen Scroll ↓ End of Context					
			Num Gold Command			/ Help Set Var					
			* I-Search ⇅ RE-Search ⇅			- Del Line Und Line					
			7 Toggle ⇅ Toggle Truncation			8 Mark Mark Column					
			9 Find Next ⇅ Find All			+ Del Word Und Word					
			4 Jump to Bookmark Set Bkmark						5 Copy Cut		
			6 ChnCase ⇒ Replace ⇅								
			1 Word ⇒ Bookmark Menu			2 Paste Paste to other Buffer					
			3 MainWindow Hide Window			Enter Insert New Line Next Window					
			0 Undo Insert/Overwrite						' Reset Directory Toggle Highlight		
Shift: Word ⇒ Cursor ← Start of Line			↑ Cursor ↑ Top of File			Shift: Word ⇐ Cursor ↓ End of File					
			↓ Cursor ↓ End of File			→ Cursor → End of Line					

Ctrl-G Quit any active command
Ctrl-X Ctrl-C Emergency Exit for Emacs
Ctrl-Q Insert special ASCII-Keys
Ctrl-Z Suspend Emacs, resume with Unix **fg**

Esc-Space Delete all spaces & tabs around cursor, leaving one space
 Esc-Return Command stack on shell buffers (back to start of session)
 Esc-Up Scroll window so that current line is on Top of Window
 Esc-Down Scroll window so that current line is Bottom of Window
 Esc-Left Delete text from start of current line up to cursor position
 Esc-Right Delete text from current cursor position until end of line

	X-Mark	X-Paste	X-Cut
Shift Ctrl	Select Font	Context Help	
	Select Buffer	Text Properties	Major Mode

GOLD-Emacs: IBM AIX-Tastatur (Deutsch)


30-Nov-10

F1 Find Tag SearchTags	F2 Next Tag Visit Tags	F3 Compare Windows Ediff Buffers	F4 Quick Calc Int-Dump Display	F5 Next Error Compile Buffer	F6 Comment Region Uncomment	F7 LFD & Indent Join Line	F8 Exec Macro Save Macro
Druck Prt Region Prt Buffer Rollen ↓ Context Compile Context Work Pause Context Help Context Update				F9 Start/End Macro Def. Name Macro	F10 Ispell Word Ispell Complete	F11 Translate Change Dictionary	F12 Double Line Glue Cursor
Einfg Insert/Overwrite %%-Toggle	Pos 1 Make Top of Window Cut Context	Bild ↑ Scroll ↑ Top of Context	Num Gold Command / Help Set Var * I-Search ⇅ RE-Search ⇅ - Del Line Und Line				
Entf Del Char Cut Context	Ende Buffer Menu Mark&Copy Context	Bild ↓ Scroll ↓ End of Context	7 Toggle ⇅ Toggle Truncation 8 Mark Mark Column 9 Find Next ⇅ Find All + Del Word Und Word				
↑ Cursor ↑ Top of File Shift: Word ⇒			4 Jump to Bookmark Set Bkmark 5 Copy Cut 6 ChnCase ⇒ Replace ⇅ 1 Word ⇒ Bookmark Menu 2 Paste Paste to other Buffer 3 Main Window Hide Window Enter Insert New Line Next Window				
← Cursor ← Start of Line	↓ Cursor ↓ End of File	→ Cursor → End of Line	0 Undo Insert/Overwrite ' Reset Directory Toggle Highlight				

Ctrl-G Quit any active command
Ctrl-X Ctrl-C Emergency Exit for Emacs

Ctrl-Q Insert special ASCII-Keys
Ctrl-Z Suspend Emacs, resume with Unix **fg**

Esc-Space Delete all spaces & tabs around cursor, leaving one space
Esc-Return Command stack on shell buffers (back to start of session)
Esc-Up Scroll window so that current line is on Top of Window
Esc-Down Scroll window so that current line is Bottom of Window
Esc-Left Delete text from start of current line up to cursor position
Esc-Right Delete text from current cursor position until end of line

	X-Mark	X-Paste	X-Cut
Shift	Select Font	Context Help	
Ctrl	Select Buffer	Text Properties	Major Mode
			


GOLD-Emacs: PC-Keypad (X-Window)

30-Nov-10

F1 Find Tag SearchTags	F2 Next Tag Visit Tags	F3 Compare Windows Ediff Buffers	F4 Quick Calc Int-Dump Display	F5 Next Error Compile Buffer	F6 Comment Region Uncomment	F7 Split Line Join Line	F8 Exec Macro Save Macro			
Print Screen Prt Region Prt Buffer				F9 Start/End Macro Def. Name Macro				F10 Ispell Word Ispell Complete	F11 Translate Change Dictionary	F12 Double Line Glue Cursor
Scroll Lock Context Compile Context Work				Pause Context Help Context Update						
Insert Insert/Overwrite %%-Toggle	Home Make Top of Window Cut Context	Prev Screen Scroll ↑ Top of Context	Num Gold Command	/ Help Set Var	* I-Search ⇅ RE-Search ⇅	- Del Line Und Line				
Delete Del Char Cut Context	End Buffer Menu Mark&Copy Context	Next Screen Scroll ↓ End of Context	7 Toggle ⇅ Toggle Truncation	8 Mark Mark Column	9 Find Next ⇅ Find All	+ Del Word Und Word				
			4 Jump to Bookmark Set Bkmark	5 Copy Cut	6 ChnCase ⇒ Replace ⇅					
			1 Word ⇒ Bookmark Menu	2 Paste Paste to other Buffer	3 MainWindow Hide Window	Enter Insert New Line Next Window				
			0 Undo Insert/Overwrite	' Reset Directory Toggle Highlight						
Shift: Word ⇒			↑ Cursor ↑ Top of File			Shift: Word ⇐				
← Cursor ⇐ Start of Line	↓ Cursor ↓ End of File	→ Cursor ⇒ End of Line								

Ctrl-G Quit any active command **Ctrl-Q** Insert special ASCII-Keys
Ctrl-X Ctrl-C Emergency Exit for Emacs **Ctrl-Z** Suspend Emacs, resume with Unix **fg**

Esc-Space Delete all spaces & tabs around cursor, leaving one space
Esc-Return Command stack on shell buffers (back to start of session)
Esc-Up Scroll window so that current line is on Top of Window
Esc-Down Scroll window so that current line is Bottom of Window
Esc-Left Delete text from start of current line up to cursor position
Esc-Right Delete text from current cursor position until end of line

Shift	X-Mark	X-Paste	X-Cut
	Select Font	Context Help	
	Select Buffer	Text Properties	Major Mode
Ctrl			

GOLD-Emacs: SGI-Keypad

30-Nov-10

F1 Find Tag SearchTags	F2 Next Tag Visit Tags	F3 Compare Windows Ediff Buffers	F4 Quick Calc Int-Dump Display	F5 Next Error Compile Buffer	F6 Comment Region Uncomment	F7 Split Line Join Line	F8 Exec Macro Save Macro		
Print Screen Prt Region Prt Buffer				Scroll Lock Context Compile Context Work		Pause Context Help Context Update			
				F9 Start/End Macro Def. Name Macro	F10 Ispell Word Ispell Complete	F11 Translate Change Dictionary	F12 Double Line Glue Cursor		
Insert Insert/Overwrite %%-Toggle	Home Make Top of Window Cut Context	Prev Screen Scroll ↑ Top of Context	Num Gold Command				/ Help Set Var	* I-Search ⇕ RE-Search ⇕	- Del Line Und Line
Delete Del Char Cut Context	End Buffer Menu Mark&Copy Context	Next Screen Scroll ↓ End of Context	7 Toggle ⇕ Toggle Truncation	8 Mark Mark Column	9 Find Next ⇕ Find All	+ Del Word Und Word			
			4 Jump to Bookmark Set Bkmark	5 Copy Cut	6 ChnCase ⇒ Replace ⇓				
			1 Word ⇒ Bookmark Menu	2 Paste Paste to other Buffer	3 MainWindow Hide Window				
Shift: Word ⇒			↑ Cursor ↑ Top of File			Enter Insert New Line Next Window			
← Cursor ⇐ Start of Line	↓ Cursor ⇓ End of File	→ Cursor ⇒ End of Line	0 Undo Insert/Overwrite			' Reset Directory Toggle Highlight			

Ctrl-G Quit any active command **Ctrl-Q** Insert special ASCII-Keys
Ctrl-X Ctrl-C Emergency Exit for Emacs **Ctrl-Z** Suspend Emacs, resume with Unix **fg**

Esc-Space Delete all spaces & tabs around cursor, leaving one space
 Esc-Return Command stack on shell buffers (back to start of session)
 Esc-Up Scroll window so that current line is on Top of Window
 Esc-Down Scroll window so that current line is Bottom of Window
 Esc-Left Delete text from start of current line up to cursor position
 Esc-Right Delete text from current cursor position until end of line

Shift	X-Mark	X-Paste	X-Cut
	Select Font	Context Help	
Ctrl	Select Buffer	Text Properties	Major Mode

GOLD-Emacs: SGI-Tastatur (Deutsch)


30-Nov-10

F1 Find Tag SearchTags	F2 Next Tag Visit Tags	F3 Compare Windows Ediff Buffers	F4 Quick Calc Int-Dump Display	F5 Next Error Compile Buffer	F6 Comment Region Uncomment	F7 LFD & Indent Join Line	F8 Exec Macro Save Macro																				
Druck Prt Region Prt Buffer				Rollen ↓ Context Compile Context Work				Pause Context Help Context Update																			
				F9 Start/End Macro Def. Name Macro				F10 Ispell Word Ispell Complete				F11 Translate Change Dictionary				F12 Double Line Glue Cursor											
Einfg Insert/Overwrite %%-Toggle				Pos 1 Make Top of Window Cut Context				Bild ↑ Scroll ↑ Top of Context				Num Gold Command				/ Help Set Var				* I-Search ⇅ RE-Search ⇅				- Del Line Und Line			
Entf Del Char Cut Context				Ende Buffer Menu Mark&Copy Context				Bild ↓ Scroll ↓ End of Context				7 Toggle ⇅ Toggle Truncation				8 Mark Mark Column				9 Find Next ⇅ Find All				+ Del Word Und Word			
								4 Jump to Bookmark Set Bkmark				5 Copy Cut				6 ChnCase ⇒ Replace ⇅											
								1 Word ⇒ Bookmark Menu				2 Paste Paste to other Buffer				3 MainWindow Hide Window											
				↑ Cursor ↑ Top of File								0 Undo Insert/Overwrite				' Reset Directory Toggle Highlight				Enter Insert New Line Next Window							
Shift: Word ⇒																											
← Cursor ⇐ Start of Line				↓ Cursor ↓ End of File				→ Cursor ⇒ End of Line																			

Ctrl-G Quit any active command
Ctrl-X Ctrl-C Emergency Exit for Emacs

Ctrl-Q Insert special ASCII-Keys
Ctrl-Z Suspend Emacs, resume with Unix **fg**

Esc-Space Delete all spaces & tabs around cursor, leaving one space
Esc-Return Command stack on shell buffers (back to start of session)
Esc-Up Scroll window so that current line is on Top of Window
Esc-Down Scroll window so that current line is Bottom of Window
Esc-Left Delete text from start of current line up to cursor position
Esc-Right Delete text from current cursor position until end of line

	X-Mark	X-Paste	X-Cut
Shift Ctrl	Select Font	Context Help	
	Select Buffer	Text Properties	Major Mode
			

GOLD-Emacs: SUN-X-Keypad (openwin V3)

30-Nov-10

F1 Find Tag SearchTags	F2 Next Tag Visit Tags	F3 Compare Windows Ediff Buffers	F4 Quick Calc Int-Dump Display	F5 Next Error Compile Buffer	F6 Comment Region Uncomment
F7 Split Line Combine Lines	F8 Exec Macro Save Macro	F9 Start/End Macro Def. Name Macro	F10 Ispell Word Ispell Complete	F11 Translate Change Dictionary	F12 Double Line Glue Cursor


Stop Start/End Macro Def. Name Macro	Again Exec Macro Save Macro
Props Buffer Menu Mark&Copy Context	Undo Undo Insert Overwrite
Front	Copy Copy Cut
Open	Paste Paste Paste to other Buffer
Find I-Search ⇅ RE-Search ⇅	Cut Cut
Help Context Help Context Update	

Pause Context Help Context Update	PrSc Prt Region Prt Buffer	Scroll Lock	Num Lock Double Line Glue Cursor
= Gold Command	/ Help Set Var	* I-Search ⇅ RE-Search ⇅	- Del Line Und Line
7 or Home Toggle ⇅ Toggle Truncation	8 or Up Mark Mark Column	9 or Prior Find Next ⇅ Find All	+ Del Word Und Word
4 or Left Jump to Bookmark Set Bkmark	5 or Select Copy Cut	6 or Right ChnCase ⇒ Replace ↓	
1 or End Word ⇒ Bookmark Menu	2 or Down Paste Paste to other Buffer	3 or Next Main Window Hide Window	
0 Undo Insert/Overwrite		Reset Directory Toggle Highlight	Enter Insert New Line Next Window

Ctrl-G Quit any active command
Ctrl-X Ctrl-C Emergency Exit for Emacs

Ctrl-Q Insert special ASCII-Keys
Ctrl-Z Suspend Emacs, resume with Unix **fg**

Esc-Space Delete all spaces & tabs around cursor, leaving one space
Esc-Return Command stack on shell buffers (back to start of session)
Esc-Up Scroll window so that current line is on Top of Window
Esc-Down Scroll window so that current line is Bottom of Window
Esc-Left Delete text from start of current line up to cursor position
Esc-Right Delete text from current cursor position until end of line

	X-Mark	X-Paste	X-Cu
Shift	Select Font	Context Help	
Ctrl	Select Buffer	Text Properties	Major Mode
			

GOLD-Emacs: HP's "VT200"-Keypad

30-Nov-10

Ctrl-G Quit any active command
Ctrl-X Ctrl-C Emergency Exit for Emacs
Ctrl-Q Insert special ASCII-Keys
Ctrl-Z Suspend Emacs, resume with Unix **fg**

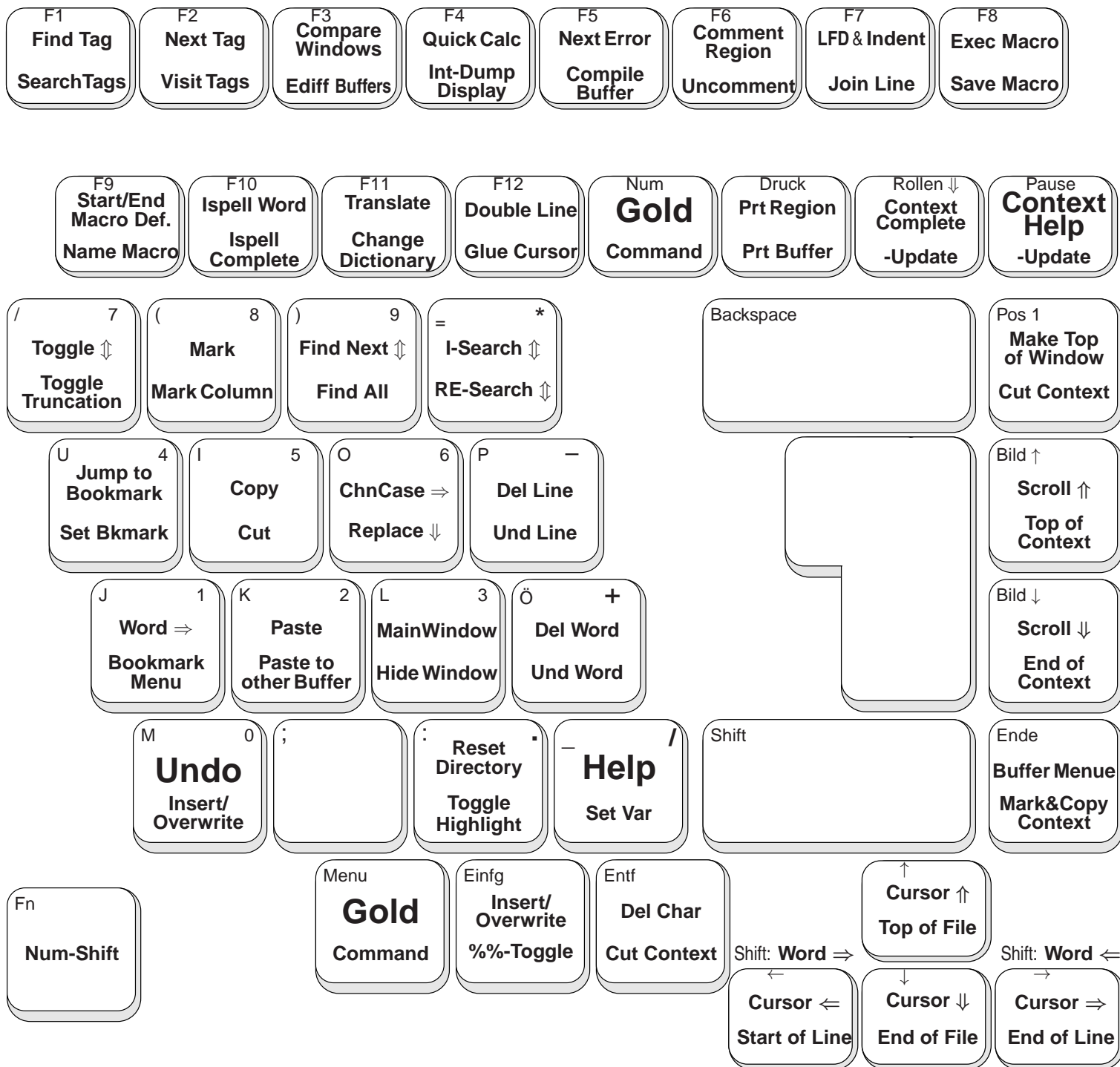
Esc-Space Delete all spaces & tabs around cursor, leaving one space
Esc-Return Command stack on shell buffers (back to start of session)
Esc-Up Scroll window so that current line is on Top of Window
Esc-Down Scroll window so that current line is Bottom of Window
Esc-Left Delete text from start of current line up to cursor position
Esc-Right Delete text from current cursor position until end of line

Insert Insert/ Overwrite %%-Toggle	Home I-Search ⇕ RE-Search ⇕	Page Up Scroll ↑ Top of Context
Delete Del Char Cut Context	End Buffer Menu Mark&Copy Context	Page Down Scroll ↓ End of Context
↑ Cursor ↑ Top of File		
← Cursor ← Start of Line	↓ Cursor ↓ End of File	→ Cursor → End of Line

F1 Find Tag SearchTags	F2 Next Tag Visit Tags	F3 Compare Windows Ediff Buffers	F4 Quick Calc Int-Dump Display
F5 Prt Region Prt Buffer	F6 Next Error Compile Buffer	F7 Comment Region Uncomment	F8 Split Line Combine Lines
F9 LFD & Indent Join Line	F10 Context Help Context Update	F11 Exec Macro Save Macro	F12 Start/End Macro Def. Name Macro
F18 Ispell Word Ispell Complete	F19 Translate Change Dictionary	F20 Double Line Glue Cursor	SetUp
Num Gold Command	/ Help Set Var	* I-Search ⇕ RE-Search ⇕	- Del Line Und Line
7 Toggle ⇕ Toggle Truncation	8 Mark Mark Column	9 Find Next ⇕ Find All	+ Del Char Und Char
4 Jump to Bookmark Set Bkmark	5 Copy Cut	6 ChnCase ⇒ Replace ↓	
1 Word ⇒ Bookmark Menu	2 Paste Paste to other Buffer	3 MainWindow Hide Window	Enter Insert New Line Next Window
0 Undo Insert/Overwrite	• Reset Directory Toggle Highlight		

GOLD-Emacs: Laptop-1 (German)

30-Nov-10



Ctrl-G Quit any active command
Ctrl-X Ctrl-C Emergency Exit for Emacs

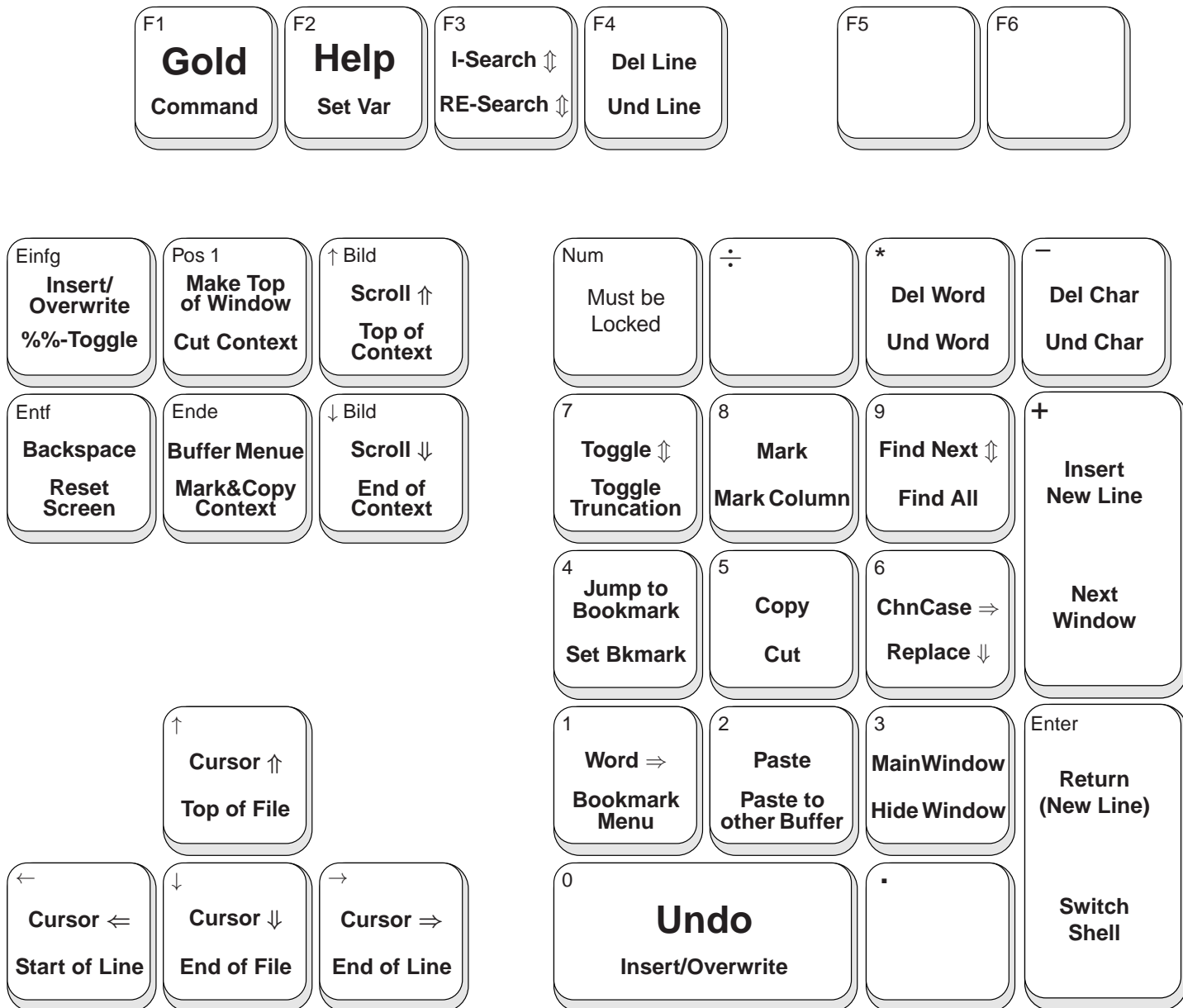
Ctrl-Q Insert special ASCII-Keys
Ctrl-Z Suspend Emacs, resume with Unix **fg**

Esc-Space Delete all spaces & tabs around cursor, leaving one space
Esc-Return Command stack on shell buffers (back to start of session)
Esc-Up Scroll window so that current line is on Top of Window
Esc-Down Scroll window so that current line is Bottom of Window
Esc-Left Delete text from start of current line up to cursor position
Esc-Right Delete text from current cursor position until end of line

Shift Ctrl	X-Mark	X-Paste	X-Cut
	Select Font	Context Help	
	Select Buffer	Text Properties	Major Mode

GOLD-Emacs: PC-VT100-Keypad

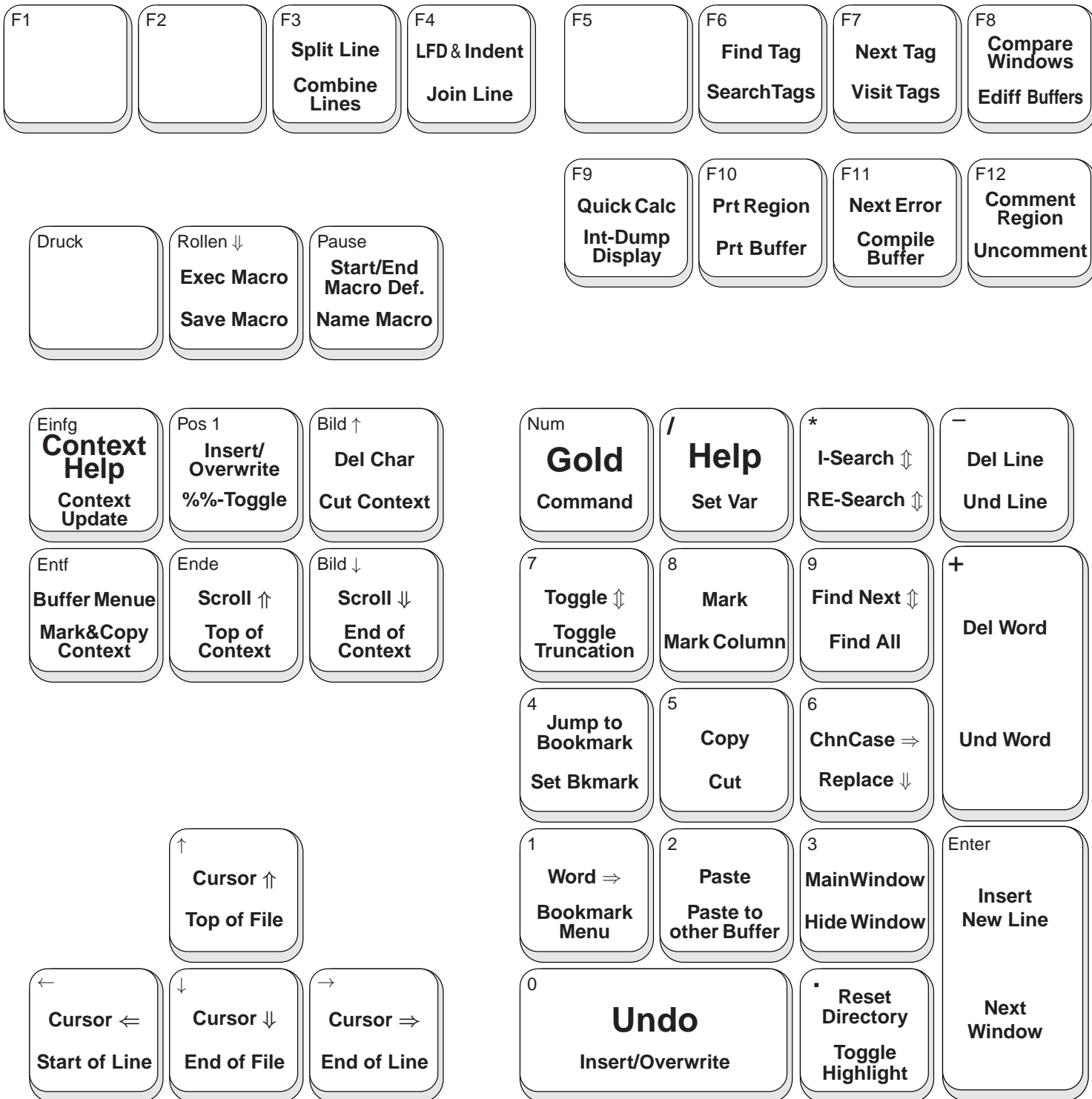
30-Nov-10



Ctrl-G	Quit any active command	Ctrl-Q	Insert special ASCII-Keys
Ctrl-X Ctrl-C	Emergency Exit for Emacs	Ctrl-Z	Suspend Emacs, resume with Unix fg
Esc-Space	Delete all spaces & tabs around cursor, leaving one space		
Esc-Return	Command stack on shell buffers (back to start of session)		
Esc-Up	Scroll window so that current line is on Top of Window		
Esc-Down	Scroll window so that current line is Bottom of Window		
Esc-Left	Delete text from start of current line up to cursor position		
Esc-Right	Delete text from current cursor position until end of line		
Esc-LineFeed	Split current line and create a mode-dependent continuation line.		

GOLD-Emacs: PC-VT220-Keypad

30-Nov-10



Ctrl-G Quit any active command **Ctrl-Q** Insert special ASCII-Keys
Ctrl-X Ctrl-C Emergency Exit for Emacs **Ctrl-Z** Suspend Emacs, resume with Unix **fg**

Esc-Space Delete all spaces & tabs around cursor, leaving one space
Esc-Return Command stack on shell buffers (back to start of session)
Esc-Up Scroll window so that current line is on Top of Window
Esc-Down Scroll window so that current line is Bottom of Window
Esc-Left Delete text from start of current line up to cursor position
Esc-Right Delete text from current cursor position until end of line

For beginner of INTES-GNU-Emacs: Try Help-Help first !

Esc-LineFeed Split current line and create a mode-dependent continuation line.
 Esc-Space Delete all spaces and tabs around cursor, leaving one space.
 Esc-Return Command stack on shell buffers (back to start of session).
 Doubles (or multiples) current line on non-shell buffers.

PF1 Gold Command	PF2 Help Set Var	PF3 I-Search ⇅ RE-Search ⇅	PF4 Del Line Und Line
7 Toggle ⇅ Toggle Truncation	8 Mark Mark Column	9 Find Next ⇅ Find All	- Del Word Und Word
4 Jump to Bookmark Set Bkmark	5 Copy Cut	6 ChnCase ⇒ Replace ↓	. Del Char Und Char
1 Word ⇒ Bookmark Menu	2 Paste Paste to other Buffer	3 Main Window Hide Window	Enter Insert New Line Next Window
0 Undo Insert/Overwrite	. Reset Directory Toggle Highlight		

Ctrl-Q Insert special ASCII-Character (e.g. Esc or Ctrl-...).

Ctrl-G Quit any interactive command (quit from command-area).

Ctrl-X Ctrl-C Emergency Exit for Emacs (quit from non-INTES-keypad).

Ctrl-Z Suspend Emacs, resume with Unix **fg** command.

Esc +	↑ Make Top of Window	
	← Delete to Start of Line	↓ M.Bottom of Window

GOLD	<div>↑ Cursor ↑ Top of File</div>	
<div>← Cursor ⇐ Start of Line</div>	<div>↓ Cursor ↓ End of File</div>	<div>→ Cursor ⇒ End of Line</div>

GOLD-Emacs: VT200-Keypad

30-Nov-10

F6 Find Tag SearchTags	F7 Next Tag Visit Tags	F8 Compare Windows Ediff Buffers	F9 Quick Calc Int-Dump Display	F10 Prt Region Prt Buffer	F11 (Esc) Next Error Compile Buffer	F12 (BS) Comment Region Uncomment	F13 (LF) Split Line Combine Lines	F14 LFD & Indent Join Line
------------------------------	------------------------------	---	---	---------------------------------	--	--	--	----------------------------------

Ctrl-G	Quit any active command	Ctrl-Q	Insert special ASCII-Keys
Ctrl-X Ctrl-C	Emergency Exit for Emacs	Ctrl-Z	Suspend Emacs, resume with Unix fg
Esc-Space	Delete all spaces & tabs around cursor, leaving one space		
Esc-Return	Command stack on shell buffers (back to start of session)		
Esc-Up	Scroll window so that current line is on Top of Window		
Esc-Down	Scroll window so that current line is Bottom of Window		
Esc-Left	Delete text from start of current line up to cursor position		
Esc-Right	Delete text from current cursor position until end of line		

Help (F15) Context Help Context Update	Do (F16) Execute Last Macro Save Macro	F17 Start/End Macro Def. Name Macro	F18 Ispell Word Ispell Complete	F19 Translate Change Dictionary	F20 Double Line Glue Cursor
--	--	--	--	--	-----------------------------------

Find I-Search ⇕ RE-Search ⇕	Insert Insert/ Overwrite %%-Toggle	Remove Del Char Cut Context	PF1 Gold Command	PF2 Help Set Var	PF3 I-Search ⇕ RE-Search ⇕	PF4 Del Line Und Line
Select Buffer Menue Mark&Copy Context	Prev Screen Scroll ↑ Top of Context	Next Screen Scroll ↓ End of Context	7 Toggle ⇕ Toggle Truncation	8 Mark Mark Column	9 Find Next ⇕ Find All	- Del Word Und Word
	↑ Cursor ↑ Top of File		4 Jump to Bookmark Set Bkmark	5 Copy Cut	6 ChnCase ⇒ Replace ↓	· Del Char Und Char
← Cursor ⇐ Start of Line	↓ Cursor ↓ End of File	→ Cursor ⇒ End of Line	1 Word ⇒ Bookmark Menu	2 Paste Paste to other Buffer	3 MainWindow Hide Window	Enter Insert New Line

(Esc on Compose-Character)

0 Undo Insert/Overwrite	· Reset Directory Toggle Highlight	
--------------------------------------	--	--

GOLD-Emacs: WYSE-VT100

30-Nov-10

F1 Exec Macro Save Macro	F2 Start/End Macro Def. Name Macro	F3 IsPELL Word IsPELL Complete	F4 Translate Change Dictionary	F5 Double Line Glue Cursor	F6 Find Tag SearchTags	F7 Next Tag Visit Tags	F8 Compare Windows Ediff Buffers
F9 Quick Calc Int-Dump Display	F10 Prt Region Prt Buffer	F11 Next Error Compile Buffer	F12 Comment Region Uncomment	F13 Split Line Combine Lines	F14 LFD & Indent Join Line	F15 Context Help Context Update	F16 Exec Macro Save Macro

Ctrl-G Quit any active command
Ctrl-X Ctrl-C Emergency Exit for Emacs

Ctrl-Q Insert special ASCII-Keys
Ctrl-Z Suspend Emacs, resume with Unix **fg**

Esc-Space Delete all spaces & tabs around cursor, leaving one space
Esc-Return Command stack on shell buffers (back to start of session)
Esc-Up Scroll window so that current line is on Top of Window
Esc-Down Scroll window so that current line is Bottom of Window
Esc-Left Delete text from start of current line up to cursor position
Esc-Right Delete text from current cursor position until end of line

		Wyse		PF1	PF2	PF3	PF4
		Scroll ⇅		Gold	Help	I-Search ⇅	Del Line
				Command	Set Var	RE-Search ⇅	Und Line
		Print		7	8	9	—
				Toggle ⇅	Mark	Find Next ⇅	Del Word
				Toggle Truncation	Mark Column	Find All	Und Word
				4	5	6	·
				Jump to Bookmark	Copy	ChnCase ⇒	Del Char
				Set Bkmark	Cut	Replace ↓	Und Char
		Line Feed		1	2	3	Enter
		Scroll ⇅		Word ⇒	Paste	MainWindow	Insert New Line
				Bookmark Menu	Paste to other Buffer	Hide Window	
←	↓	→		0		·	
Cursor ⇐	Cursor ↓	Cursor ⇒		Undo		Reset Directory	Next Window
Start of Line	End of File	End of Line		Insert/Overwrite		Toggle Highlight	